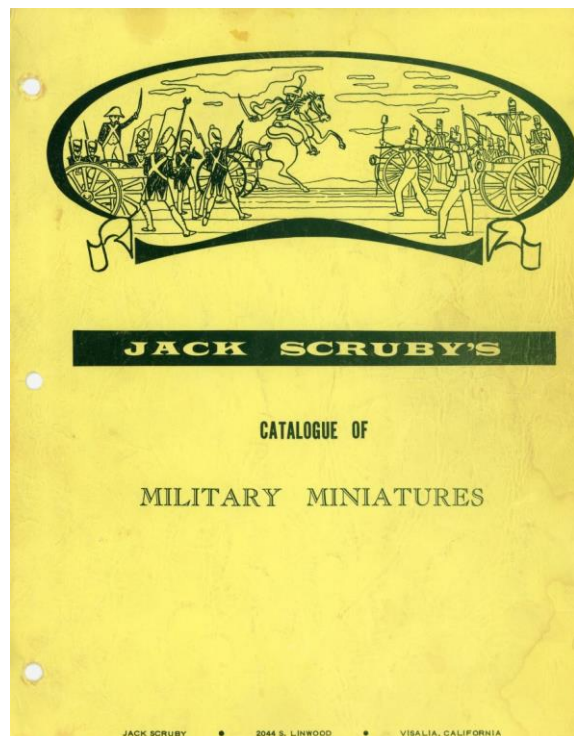


Scrubby Catalog

Reviewed by Rich Barbuto

I wish that I could tell you what year I received this 74-page catalog. I believe that it was the very early 70s. What I can tell you is that it was central to my wargaming life. I finally had enough income to purchase metal figures and bought Airfix plastic only when I needed large numbers. I had purchased Scrubby figures before, but now it seemed that he had greatly expanded his lines. Life was good.



Jack made metal figures in 5 scales: 20mm, 25mm, one-inch, 30mm, and 40mm. Interestingly, he made some lines in all 5 scales – Napoleonics for example. The 25mm figures were just a bit taller than Airfix figures, but compatible for my purposes. I was building for two campaigns, Napoleonics and American Civil War. However, it was his 25mm Napoleonic range that fleshed out my armies. Oldsters will remember that Airfix started with French cuirassiers, highlanders, and French foot artillery. Then there was a fairly long period with no further releases. Eventually Airfix produced enough figures to create much of the Waterloo campaign. But by then, I had my three Waterloo armies composed of Scrubby and Airfix miniatures. Scrubby supplied troops for my Imperial guard, French regular and light infantry, French lancers, British cavalry, and Prussian infantry and cavalry plus mounted and dismounted officers and musicians and standard bearers. Interestingly, my sons really love the old Scrubby figures even though I have miniatures that are more historically accurate and better sculpted and cast.

Anyway, back to the catalog. I have shown just a handful of pages here. Scrubby sold all sorts of armies from various wars. The following pages are just a thin slice and representation of his wide array of offerings found in this catalog. The prices were reasonable and the figures fine for the times. If it had not been for Scrubby figures, I am not sure that I would have sustained and grown my interest in wargaming.

Here are some of Scrubby's Prussian hussars.



JACK SCRUBY'S MILITARY MINIATURES



S-27

X-9

S-162

S-184

S-93

S-27 . . . Hessian Grenadier, 1777
X-9 . . . Highlander, 1884, in Sudan
S-162 . . . Zouave, Civil War.

S-184 . . . Haslett's Delaware, 1777
S-93 . . . Pennsylvania Rifleman, 1777

Here, and on the following page, are pictured some 30mm Scruby Miniatures. These are standard models, exactly as taken from the molds. These particular castings were painted by FRANK CONLEY.



S-56

S-96

S-82

S-161

X-37

S-56 . . . Union infantry, 1863
S-96 . . . U.S. Doughboy, 1918

S-82 . . . Highlander, 1777
S-161 . . . Jackson's "Foot Cavalry", 1863

X-37 . . . African native, 1884



M-19

S-44

M-13

M-6

X-13

M-19 . . . Roman Legionaire, 100 AD
S-44 . . . German Infantry, 1870

M-13 . . . Greek Warrior
M-6 . . . Medieval Footman

X-13 . . . Highland Bugler, 1884

SECTION ONE

UNPAINTED, METAL MODEL SOLDIERS OF ANCIENT AND MEDIEVAL TIMES

Many wargame players are finding that Ancient and Medieval armies make a nice "change of pace" wargame after fighting battles where rifle fire rules the table top. In the Ancient (or Shock Period) war game, smaller forces may be used, the clothing the soldiers wear are colorful, and if you have a good melee (hand to hand combat) rule, the battles can be very interesting affairs.

Another advantage of the Ancient game is the fact that many varied types of troops can be used- each with certain advantages on the table top which a good general can exploit. For example the "light infantryman or cavalryman" generally moves faster, is lightly armed and armored, and can be a "missile throwing" soldier (such as slinger or archer). Although these troops may have a bad time if caught in melees, never-the-less with adroit handling they can be a major issue in any battle.

The heavy infantry or cavalry, will move more slowly, or be used en mass in phalanx or armored columns. Within the ranks of heavy infantry, one can differentiate between pikemen, axemen and swordsmen if required, giving each some advantage in "combat values" because of their ability, weapons or armor.

The Medium infantry and cavalry, while not being able to stand toe to toe with heavy infantry or cavalry, nevertheless have a place too, for they are heavier armed and armored than the light infantry, but can move faster than the heavy infantry. Each such type of soldier can be given a combat and morale value different from the other, which makes for interesting "unbalanced equality" war games.


Add to this are the use of war elephants, chariots and "machines", such as catapults and ballistas. If these are proportioned right in the armies, they can be deadly but not overwhelming.

20MM AND 30MM ANCIENT AND MEDIEVAL MINIATURES WILL BE CAST OF 50/50 "TIN" ALLOY ONLY. DUE TO DIFFICULTY OF CASTING AND BREAKAGE FACTORS, WE WILL NOT ACCEPT ANY ORDERS FOR THESE FIGURES CAST IN TYPEMETAL.

20MM ANCIENTS

ANCIENT EGYPTIANS


- A-10...Sardinian Body Guard, advancing
- A-11...Unarmored Slinger, throwing missile
- A-12...Egyptian infantry, throwing spear
- A-13...Infantry, in crocodile skin armor, swinging battle axe
- A-14...Egyptian foot archer, firing bow
- A-15...Nubian infantry, lunging with spear
- A-16...Nubian value archer, firing bow



A-13



A-10



A-15

ANCIENT ASSYRIANS

- A-20...Heavily armored infantry, swinging sword
- A-21...Heavily armored archer, firing bow
- A-22...Light Infantry (shield holder), throwing spear
- A-23...7 foot cane shield stuck in ground...10¢ each.
- A-24...Spearman, advancing
- A-25...Swordsman, advancing
- A-26...Light Foot archer, firing bow

Cavalry

- AC-27...Mounted archer, firing bow
- AC-28...Cavalryman, fighting with spear

SPECIAL

Castings A-21, 22 and 23 can be combined in a Set, for the Assyrians set the huge 7 foot cane shield into the ground, and the archers and shield holder fought from behind it as a team.



A-25



A-21 A-23

NOTE - All 20mm castings with pre-fix "A" are Scruby originals. Those with pre-fix "GS" are Scruby-Greenwood combination originals.

SECTION TWO

UNPAINTED, METAL MODEL SOLDIERS OF THE "TRICORNE" PERIOD



From the late 17th Century until the early Napoleonic Period, uniforms of armies changed little and were noted for the long tailed coats, cumbersome cuffs and Tricorne Hats. This latter remained unchanged and is the one real distinguishing feature of this era of military history which featured many wars, notably the Seven Years War and the American Revolution.

This was a period of change in tactics, beginning with the "stiff" maneuvering of the Prussian army under Frederick the Great until the "loose" guerilla type war fought in the American Revolution. During this period

new types of troops were developed; Grenadiers and Light Infantrymen in particular, and it also was a time of change in artillery tactics and use.

The Scruby Miniatures listed here in both 30mm and 20mm scales are dressed in the basic uniforms of the day and can be painted to fit into British, French, Austrian, Prussian and Russian armies of the times. Some of our 30mm Seven Years War castings (such as the Ranger and the Indian) are of course to be used only for the French and Indian War or the Revolution. And most other castings, in both scales, can be painted to represent most any infantryman of the times with little or no conversion necessary.

Uniformwise this was one of the most colorful periods of military history, and herein you'll find the basic colors some of the major armies of the time wore. Uniform information on this period is not too hard to find, and we suggest those interested in the "Tricorne" period of military history delve into this subject as there are so many colorful units that the Scruby castings can be painted to represent.

30mm Miniatures of the Seven Years War

SCRUBY INFANTRY..

- S-70 Musketeer, in tri-corn, advancing
- S-123 Grenadier, in mitre hat, firing
- S-124 Musketeer, in tri-corn, firing
- S-125 Musketeer, in tri-corn, marching
- S-127 British Light Infantry (Wolfe's), on guard
- S-128 Ranger (or colonial), in buckskin, reaching for cartridge
- S-130 North American Indian, tomahawk ready to throw, holding musket.

ERIKSSON INFANTRY...

- E-9 Drummer, tri-corn, standing
- E-10 Standard Bearer, tri-corn, standing
- E-11 Officer, tricorne, standing
- E-12 Musketeer, tri-corn, standing
- E-13 Grenadier, fur cap with bag, standing
- E-14 Sergeant, tri-corn, with sponton, standing

Artillery Crew of 5 different castings, as follows:

- E-15 Officer, standing, arm in air
- E-16 Gunner, standing, with powder spoon
- E-17 Gunner, standing
- E-18 Gunner, with torch
- E-19 Gunner, standing, holding cannon ball

(NOTE: The Hathaway Colonial cannon can be used for artillery of the 7 Years War)

ERIKSSON CAVALRY...

- EC-6 Hussar, wing cap, drawn sword, prancing horse
- EC-29 Hussar (Death Head cap), on charging horse
- EC-22 Fredrick the Great, walking horse (use for mtd. officers too)
- EC-23 Cuirassier, sword in air, on charging horse
- EC-24 Dragoon, tri-corn, attacking on charging horse.



FREDERICK WILLIAM VON SEYDLITZ



HUSSAR-INFANTRYMAN.

30MM SERIES

U. S. TROOPS - WAR OF 1812

Most Napoleonic war gamers have long forgotten the British-American War of 1812, and seldom consider it worth while looking into as a part of the global conflict of this period of military history. Granted, the US troops - militia mostly- did little honor as far as military tactics on the battlefield went (with the exception of New Orleans). Yet, at times they gave the battle-wise British redcoat some lessons, and a small "detachment" of American troops of this period is always good for those smaller type war games, when the big Napoleonic battles begin to bore you.

Strangely enough, the US soldier of the War of 1812 is about as colorful uniformwise, as are his European brothers. Clothing was scarce, the fighting fronts were far from the supply depots, and the troops wore what they could get. However, the Quartermaster at least attempted to outfit a US regiment all in the same color clothes, and this in itself makes for interesting work in painting these soldiers for war games. All shades of blues, browns, grays and whites were issued, and in general the uniform (at least after 1813) was almost identical with the British troops - same shako, same cut of coat and pantaloons. The main difference (at least on quick inspection) was that the knapsacks were different than the English ones. In fact, most of the U.S. Regulars listed below can be painted as British troops if you're looking for more types of these for your regular British forces.

The militia units wore some striking uniforms during the war, and you'll find the buckskin clad New York Rifles very unusual in their green buckskins (with yellow trim) and "top hats", while Colonel Johnson's Kentucky Mounted Volunteers (who actually scattered a steady British Regiment, charging them with tomahawks - not sabers!) are unusual looking cavalrymen to say the least.

INFANTRY

S-142	1st REGIMENT, N.Y. RIFLES, ADVANCING(militia)	S-146	US REGULAR, ADVANCING, FIXED BAYONET
S-143	US REGULAR, RIFLE UNDER ARM, ADVANCING	S-148	US RIFLE REGIMENT, REACHING FOR CARTRIDGE
S-144	US REGULAR, STANDING ON GUARD	S-149	PIONEER, 25th INFT. REGT. MARCHING, AXE ON SHOULDER, SLUNG MUSKET
S-145	US REGULAR, FIRING		
S-150	US ARTILLERYMAN, STANDING WITH RAMMER (In fore and aft hat)	S-130	INDIAN WARRIOR, THROWING TOMAHAWK

NOTE - FOR INFANTRY OFFICERS ORDER THE "INTERCHANGABLE" OFFICER CASTINGS WITH BRITISH "WATERLOO" SHAKO.

CAVALRY

C-15	U.S. LIGHT DRAGOON, CHARGING (Use galloping horse for this one)
C-16	COL. JOHNSON'S KENTUCKY MOUNTED VOLUNTEERS, HOLDING MUSKET (choice of standing, walking, trotting or galloping horse)



US Regular, advancing,
S-143



Rifleman, reaching for
cartridge S-148



Pioneer, 25th Regt.
S-149



Regular, firing,
S-145

Scrubby Uniform Guide

U.S. INFANTRY, WAR OF 1812

Line Infantry - Black shako, white ropes and plume, silver plaque....Blue jacket with silver buttons....White cross belts with black cartridge box and bayonet scabbard....black leather haversack (on hip), blue canteen...Black leather knapsack, gray blanket roll (either on knapsack or wrapped around shoulder).... Pants may be brown, blue or white...gaiters gray, shoes black.

U.S. Rifle Regiment - Black shako, green ropes and tuft, brass plate....All green uniform (jacket and pants)...Yellow buttons....Black collar, cuffs and cross beltsblack shoes....Knapsack and haversack of black leather...green canteen. (Pants fasten under instep of shoes, have 3 yellow buttons at ankle)

UNPAINTED, METAL MODEL SOLDIERS OF THE MEXICAN WAR

30MM MINIATURES

30MM MINIATURES OF THE MEXICAN WAR OF 1847

S-153....U.S. Infantry, rifle at trail
S-175....U.S. Infantry, marching

S-152....Mexican Infantry, firing
S-172....Mexican Infantry, charging
S-173....Mexican Infantry, on guard

All U.S. Infantry are dressed in the campaign uniform worn in the Mexican War. The uniforms of the Mexican troops are so fabulous as to defy description, and we suggest the buyer interested in this war send \$3.00 to Mr. J. Hefter, Apartado 517, Mexico 1 D.F., Mexico, for his excellent book, "The Mexican Soldier 1837-47". This book has some of the finest colored uniform plates we've ever seen, and from it you will see many soldiers that you can use other Scruby Miniatures for to complete a Mexican Army, other than the castings listed above. (For example, Napoleonic Cuirassiers, and Hussars, and many of the French Infantry).

20MM MINIATURES

UNITED STATES TROOPS

GS-100....American infantry, firing
GS-101.... American infantry, standing on guard
GS-102....American infantry, marching
GS-103....American infantry, charging (on one foot)
GS-104....American infantry, advancing at high port
GS-105....American artilleryman


GSC-106.... U. S. Dragoon (fits Greenwood and Ball horses)

MEXICAN TROOPS

GS-110.... Mexican infantry, advancing (Stovepipe shako)
GS-111.... Mexican infantry, firing
GS-112 Mexican infantry, advancing (shako with cords)
GS-113.... Mexican Grenadier, attacking
GS-114.... Mexican artilleryman

GSC-115.... Mexican Hussar, sword in air
GSC-116.... Mexican Dragoon
GSC-117.... Mexican Cuirassier, sword in air
GSC-118.... Jalisco Lancer
(NOTE: All Mexican cavalry fit Greenwood and Ball horses)

CASTING S-152,
MEXICAN, FIRING



THE MEXICAN WAR, 1847

U.S. Infantry, Campaign dress.....Dark blue hat, light blue uniform (pants and jacket).....Black or white cross belts.....black leather knapsacks, gray or dark blue blanket rolls. White canvas haversack, blue canteen.

Mexican Infantry - The Mexican army was one of the most quadiy uniformed armies in the world. In general however, the infantry wore an all dark blue uniform, with yellow horizontal stripes across the chest, yellow piping down the side of the pants legs, white cross belts, black shakos with red balls on top and brass plates. Knapsacks were usually brown leather or cowhide with blue blanket rolls. One infantry Regiment wore the following: Black shako with red ball, yellow top and brass plaqueWhite jacket with light blue plastron , collar cuffs and turnbacks, with red shoulder boards....White cross belts.....Red pants with white stripe down side... Black shoes, cartridge box, sword scabbard. In summer, many Mexican troops wore a completely white uniform with red shoulderboards.

THE 1870-90 PERIOD- 30MM

THE FRANCO-PRUSSIAN WAR

INFANTRY

- S-22 French Zouave (or Turcos), advancing, gun at high port (no pack)
 S-22A French Zouave, full pack, assaulting
 S-39 French Line Infantry, marching, full pack, slung rifle
 S-40 French Line Infantry, advancing, in full pack
 S-71 French Line Infantry, firing, in full pack
 S-53 French Line Infantry, kneeling, firing, in full pack
 S-95 French Line Infantry, on guard, full pack
 S-43 French Horse Artilleryman, standing
 S-75 French Marine, sheepskin jacket, shore duty, standing at the ready
 S-76 French Line Infantry Officer
 S-103 French Grenadier, Napoleon III Guard, dress uniform, standing in reserve

 S-41 German Infantry, full pack, spike helmet, standing at the ready
 S-42 German Jager, Jager shako, blanket roll, advancing
 S-72 German Infantry, full pack, spike helmet, marching
 S-73 German Infantry, full pack, spike helmet, attacking
 S-74 German Infantry, full pack, spike helmet, firing
 S-44 German Artilleryman, blanket roll, standing (can also be used as infantryman)
 S-112 German Guard, Fusilier Regiment, mitre hat, full dress, on guard
 S-115 German Sailor, on shore duty, blanket roll, gaiters, running rifle at trail
 S-77 German Infantry Officer, spike helmet, blanket roll, standing, holding pistol

 S-54 Bavarian Infantry, full pack, standing on guard (crested helmet, blanket roll)
 S-104 Nassau Shutzen (Sharpshooter), shako, full pack, firing
 S-105 Wurtemberg Infantry, full pack, attacking
 S-106 Bavarian Infantry, full pack, firing (crested helmet)
 S-110 Austrian Jager, Guard Regiment, standing at the ready
 S-111 Saxon Infantry, full pack, firing (in soft cap)



Horse Artilleryman.
Jager, Rifleman of Infantry of the Line.

CAVALRY

- C-1 French Chasseur D'Afrique, campaign uniform (shako with havelock), attacking
 C-3 German Dragoon, spike helmet
 C-4 German Mounted Jager, 1890, dress uniform, helmet, holding carbine
 C-36.....FRENCH CUIRASSIER RIDER, 1870, ATTACKING.



These Holgar Eriksson cavalry are dressed in 1870 uniforms;

- | | |
|--|---|
| EC-1 German Dragoon (spike helmet), on standing horse, slung rifle | EC-3 French Hussar on standing horse, slung rifle |
| EC-2 German Dragoon (spike helmet), walking horse, drawn sword | EC-9 French Hussar Kettle Drummer, standing horse |
| EC-16 German Dragoon Kettle Drummer, walking horse | EC-21 German Uhlan, drawn sword, charging horse |
| | EC-25 German Uhlan, lowered lance on charging horse |

BRITISH INFANTRY, DRESS UNIFORM 1880

The British Infantry listed here are dressed in the pickelhaub helmet, red coat, blue pants and wellington boots of the dress uniform of 1880 onwards. These can also be used for troops fighting Colonial Wars, since they wore this uniform up until the change to khaki in the Sudan War of 1884.

- S-102...British Infantry, full pack, standing on guard
 S-107 British Infantry, full pack, advancing
 S-108 British Infantry, full pack, firing
 S-109 Royal Welch Fusilier (in fusilier busby), full pack, standing on guard

UNIFORM INFORMATION

In the Franco-Prussian War and up until the second year of World War One, French Line Infantry wore a blue kepi topped with red, a blue overcoat (and tunic) and red pants. Gaiters and shoes were buff colored. Belts and straps were brown or black leather. The haversack was white canvas, and water bottle blue cloth cover. The knapsack was brown, with blanket roll gray or blue. Officers dressed as the men, except for wearing shoulder boards and black or brown boots. The French Horse Artillery had the same uniform except for silver frogging across the chest much like a Hussar jacket, and the plume on the shako was red. Zouaves had blue jackets with red or yellow trim, red fez with yellow tassel, red waist band, red pants, white gaiters and black shoes. Turcos exactly as Zouaves except wore white trousers.

German Infantry in 1870 wore black leather helmet with brass spike and eagle plate. Tunic was Prussian Blue with red cuffs and piping. Shoulderboards were of regimental or Division colors. Pants were black with red stripe for winter, and white for summer. Boots and belts were black. Knapsack was brown with gray or olive drab blanket roll. Shutzen (Sharpshooter) Company men wore a white cover over their helmets. German Dragoons carried lances also, and wore the same uniform as infantry except for a plastron, which was generally of Regimental color (as was the shoulderboards). German Mounted Jagers wore an all white uniform, brass helmet, black boots and belts. German Foot Jagers wore green coats, red cuffs, collars and shoulderboards, black pants with red stripe, black equipment and boots. The shako was black with brass eagle plate.

British Infantry in 1880 dress uniform had blue pickelhaub helmet sometimes with brass spike, brass plate, red coat with regimental colors on collar, cuff and piping on shoulderboards. Pants were dark blue with red stripe. Belts and equipment usually white. Pack was black leather. Fusilier busby's were black fur. All troops wore black Wellington boots.



PRUSSIAN UHLAN


30MM MINIATURES OF THE ZULU WAR OF 1879



Casting S-220



Casting S-221



Casting S-216



Casting S-219

JACK SCRUBY
2044 S. Linwood
Visalia, Calif.

The Zulu War of 1879 was similar to most wars against natives in Africa, but because of the terrible British defeat at Isandlwana, and the gallant defense of Roarke's Drift, it came into public notice more than others. In 30mm scale we have reproduced Zulu's and British troops for your pleasure to either add to your Colonial war game armies, or as a separate war game army to be played according to the war itself.

Listed below are the newly designed figures and then you'll find another list of models which appear in other pages of this catalogue which can be painted to fit into the Zulu War of 1879.

NEW SCRUBY 30mm CASTINGS.

INFANTRY

- S-216 BRITISH INFANTRY, STANDING FIRING
- S-217 BRITISH INFANTRY, KNEELING, FIRING
- S-218 BRITISH INFANTRY, STANDING ON GUARD
- S-219 ZULU WARRIOR, CHARGING ON ONE FOOT
- S-220 ZULU WARRIOR, ADVANCING
- S-221 ZULU WARRIOR, SWINGING CLUB IN MELEE
- S-222 ZULU, FIRING CAPTURED BRITISH RIFLE

CAVALRY

- C-32 1st KINGS DRAGOON GUARD, attacking with sword (Use Cox galloping horse)
- C-33 FRONTIER LIGHT HORSE, firing from saddle

OTHER MODELS FROM THE CATALOGUE GOOD FOR THE ZULU WAR.

The following figures, taken from other pages of our catalogue, can be used with the figures above:

- X-39 ZULU, throwing spear. (This casting comes without any weapon so that you may add a spear, club, or whatever weapon you desire)
- X-5 BRITISH INFANTRY OFFICER, yelling orders. (Perfect for the British troops listed above)
- X-7, X-8, X-9, X-10.... HIGHLANDERS. These can be painted with the red coat for the Argyll and Sutherland Regiment that fought in 1879)
- X-18, X-19, X-20, X-21.... NAVAL BRIGADE.... Identical uniform as worn in the Zulu War.
- XC-7 17th LANCERS. This casting identical to uniform worn in 1879 in the field.
- S-100 HIGHLANDER, marching, rifle slung on shoulder. Can be painted as the Argyll and Sutherland Regiment.

NOTE: The Cox gatling gun, cannon and crews, can be used for the Zulu War. These are listed elsewhere in this catalogue.

GENERAL UNIFORM INFORMATION.


In general each Zulu Regiment was known by its shield, although many impis wore special "uniforms" too. Generally speaking the more white on a shield, the better the regiment, as trainees started usually with solid colored shields, and more white spots appeared as they became veterans. Veteran troops also wore more plumes, monkey skins, civet cat skins, etc. These latter were generally worn over a white skirt, while "young" troops wore colored skirts. Leg bands made of split cow tails were always white, while often small animal skins were made into necklaces worn around the warriors neck. In general, then, the more fancy the dress, and the plainer the shield, the more elite was the Zulu regiment.

In the Zulu War, the British troops wore their dress uniform, and the Woolsey sun helmet. Colonial troops were mostly mounted infantry, and we have a color guide available upon request for the British and Colonial troops. No color guide is available for the Zulus, as it is extremely difficult to find enough information on these warriors of this period to be accurate. In our own Zulu war game army, we have let imagination guide us in painting them, and if they are not truly authentic, they are at least picturesque!



JC-84

25mm SOLDIERS OF THE NORTHWEST FRONTIER - INDIA, 1880



J-75

THE NORTHWEST FRONTIER OF INDIA IN the 1880's....in 25mm scale can be duplicated with the fine Scruby Miniatures listed below- OR - the Gurkas and Indian Sepoys can be added to your present African Colonial War Game Armies. Either way, you'll find all these troops are colorful and interesting to paint and to fight with on the table top.



J-70

THE INDIAN SOLDIERS can be painted in their khakai campaign uniform, or their beautiful dress uniforms, for we have designed these men with a "standard" turban so they can be painted to represent Jats, Rajputanas, Mahratta, Hyderabad, Carnatic, punjabs, Sikhs, etc. Color guides for the campaign uniforms are available upon request with your order. We list Casting J-20 as an Artilleryman (elsewhere it is listed as a Sikh Pioneer), but it can be used for Pioneers, Signal Men, NCO's and standard bearers to name but a few.

THE GURKAS are dressed in their Rifle-Green dress uniform, with pill box hat.

THE PATHANS are dressed in their national costume, wearing either a turban or sheepskin hat, sheepskin jacket (with leather side outside), white or colored skirts and white baggy pants.

BRITISH SOLDIERS for this period and area will be found listed under the "RIVER WAR" Series.



J-72

PATHANS

- J-70....Pathan, standing firing
- J-71....Pathan, kneeling, firing
- J-72....Pathan, charging with sword, holding musket
- JC-73...Pathan Rider, firing musket from saddle
- JC-74...Pathan Rider, swinging sword



J-78

INDIAN SOLDIERS

- J-75....Indian Sepoy, standing, firing
- J-76....Indian Sepoy, kneeling, firing
- J-77....Indian Sepoy, Advancing
- J-78....Indian Sepoy, standing on Guard
- J-79....Indian Maxim Gunner (fits the Maxim gun)
- J-20....Artilleryman (arms may be bent)
- JC-84...Indian Lancer, charging with lowered lance
- JC-85...Indian Lancer, lance held erect



J-82

GURKAS

- J-80....Gurka, standing, firing
- J-81....Gurka, kneeling, firing
- J-82....Gurka, advancing
- J-83....Gurka, standing on guard

I INCH FRENCH TROOPS OF NAPOLEON IIIRD



FRENCH LINE
INFANTRY 1860



FRENCH CHASSEUR A
PIED SHAKO 1860

These one inch French troops are dressed in their colorful 1860 uniform. Full color guides are printed on the reverse side.

All models are cast of 50/50 tin-lead alloy, except the horses. The horses are cast of typemetal and two types have been designed, with the riders in poses to match their action. HEAVY CAVALRY are matched to a large, walking horse. LIGHT CAVALRY are matched to a small, galloping horse.

INFANTRY



FRENCH LINE CHASSEUR
A CHEVAL 1860

- N-1... French Line Infantry, on guard - OKD
- N-2... French Line Infantry, standing, firing OKD
- N-3... Chasseur à Pied, on guard (light infantry)
- N-4... Chasseur à Pied, standing, firing OKD
- N-5... Voltigeur of the Imperial Guard, advancing - OKD
- N-6... Grenadier of the Imperial Guard, standing in reserve OKD
- N-7... Foot Artillery of the Imperial Guard (arms may be OKD bent into various positions)
- N-8... Zouave, standing, firing
- N-9... Zouave, standing, on guard
- N-10... Infantry Officer OKD

HEAVY CAVALRY



FRENCH LINE OR
GUARD LANCER 1860

- NC-15... French Cuirassier, Line, holding sword *Reg OKD*
- NC-16... French Dragoon, holding carbine *OKD*
- NC-17... French Chasseur D'Afrique, holding sword *Reg OKD*
- NC-18... French Carabinier, Line, holding sword *Reg OKD*


LIGHT CAVALRY



CHASSEUR
D'AFRIQUE 1860

- NC-11... Line Chasseur à Cheval, attacking
- NC-12... Chasseur à Cheval, Guard, upraised sword (in busby)
- NC-13... Line Hussar, in shako, attacking
- NC-14... Lancer, upright lance (can be Line or Guard) - OKD

I INCH TROOPS OF GERMANY - 1866




Casting N-38

These Scruby one inch Miniatures are dressed in the uniforms of the "Seven Weeks War" of 1866, where Prussia almost single-handed beat Austria and their allies, the other German States. As a result of this war, and the Franco-Prussian War of 1870, the empire of Germany, under Prussian dominance, emerged.

The Prussian troops are dressed in picklehaub and full field equipment. In 1866 the Bavarian army wore soft kepis, not the Bavarian leather helmet, so the Scruby figures of the Bavarians are really of the 1870 period.

THE PRUSSIAN ARMY

Infantry



Casting N-41

- N-35.....Prussian Jager (jager shako) advancing. *ORD*
- N-39.....Prussian Jager, kneeling, firing
- N-36.....Prussian Line Infantry, on guard *ORD*
- N-37.....Prussian Line Infantry, standing, firing *ORD*
- N-38.....Prussian Line Infantry, advancing *ORD*
- N-40.....Prussian Artilleryman (arms may be bent) *ORD*
- N-44.....Prussian Infantry Officer *ORD*

Cavalry

- NC-50.....German Dragoon (spike helmet), sword in hand *ORD*
- NC-51.....German Hussar, in busby, pelisse, sword in air
- NC-52.....German Uhlan (lancer), lance held erect *ORD*

THE BAVARIAN ARMY

- N-41.....Bavarian Line Infantry, standing, firing *ORD*
- N-42.....Bavarian Line Infantry, standing on guard
- NC-43...Bavarian Cheavau-leger cavalry, firing carbine from saddle.
- NC-45... Bavarian Lancer, lance held erect.

We suggest you use the Hathaway (plastic) muzzle loading cannons of the American civil war (Napoleon, James, Ordnance), since during the 1866 war, breech loading cannons were not in much use. The Germans learned a lesson however, and the breech loader was used exclusively in the Franco-Prussian war. It is interesting to note also that the Prussians used the "needle gun" (a breech loading rifle), while their opponents still used the muzzle loading muskets. The results were quite staggering.

SCRUBY MINIATURES

in One Inch scale

OF THE CRIMEAN WAR - 1854



Casting N-67



Casting N-62



Casting N-75

The Scruby Miniatures of the British Army of the Crimean War are dressed in their "dress" uniform, which the men wore until supplies ran short. This uniform was one of the more colorful of the times, and the models have full field equipment hung on them to add to their interest.

The Russians wore overcoats summer and winter during the Crimean War, and although this doesn't sound very colorful, you'll be surprised how well these one inch figures look painted in these drab uniforms.

You will note that we have listed the British infantrymen as specific types (Rifles, Regulars, etc.). However, since the cut of the uniform was identical, any of these figures can be painted as Regulars, Rifles or Lowland regiments without any conversion or changes.

THE BRITISH ARMY

BRITISH INFANTRY

- N-60..... Rifleman of Rifle Brigade, running, rifle at trail
- N-61..... Regular, advancing, musket at high port
- N-62..... Regular, standing on guard
- N-63..... Regular, standing, firing
- N-64..... British Guard, bearskin hat, standing on guard...
- N-65..... Highlander, feather bonnet, standing on guard...
- N-66..... Highlander, feather bonnet, standing, firing...
- N-67..... Highlander, feather bonnet, charging on one leg...
- N-68..... Royal Foot Artilleryman (arms may be bent).....
- N-69..... British Infantry Officer..

BRITISH CAVALRY

- NC-70..... Lancer, holding lance erect
- NC-71..... Light Dragoon, sword in hand
- NC-72..... Dragoon Guard, sword in hand
- NC-73..... Royal Scots Grey, sword at side
- NC-74..... Hussar, charging, sword in air

THE RUSSIAN ARMY

RUSSIAN INFANTRY (All in overcoats, field caps)

- N-75..... Line Infantryman, advancing
- N-76..... Line Infantryman, standing on guard
- N-77..... Line Infantryman, standing, firing
- N-78..... Line Infantryman, marching
- N-79..... Guard Infantryman, spike helmet, standing on guard
- N-80..... Line Infantry officer, holding sword
- N-81..... Artilleryman (arms may be bent)

RUSSIAN CAVALRY

- NC-82..... Uhlan (Lancer), holding lance erect.
- NC-83..... Heavy Dragoon, sword in hand (field cap and overcoat)
- NC-84..... Line Hussar, in dress uniform, pelisse over shoulder
- NC-85..... Line Cossack, holding lance

HORSES: There is a galloping horse for which all light cavalry are positioned; and a walking horse for the heavy cavalry riders.

ARTILLERY: We suggest you order the Hathaway 30mm Plastic civil war guns (James, Napoleon or 3" Ordnance) for muzzle loading cannons. These guns scale in very well with the Scruby 1 inch figures. .50¢ ea.